



WEEKLY INFLUENZA EPIDEMIOLOGY REPORT

WEEK ENDING
04 APRIL 2026

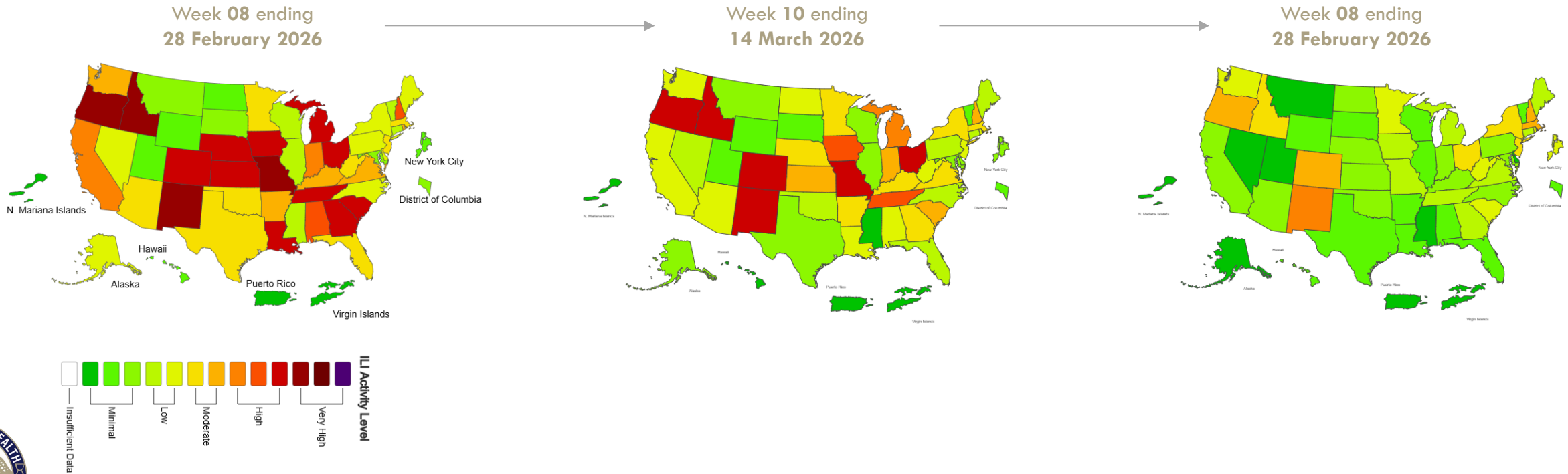


Influenza || Nationwide ILI Situation

KEY POINTS

- Influenza-like illness (ILI) is experiencing decreases in ILI activity levels, characterized by low to minimal activity levels throughout majority of the states in the mainland United States (**Figure 1**).

Figure 1. ILI activity map for MMWR weeks 06-08.¹

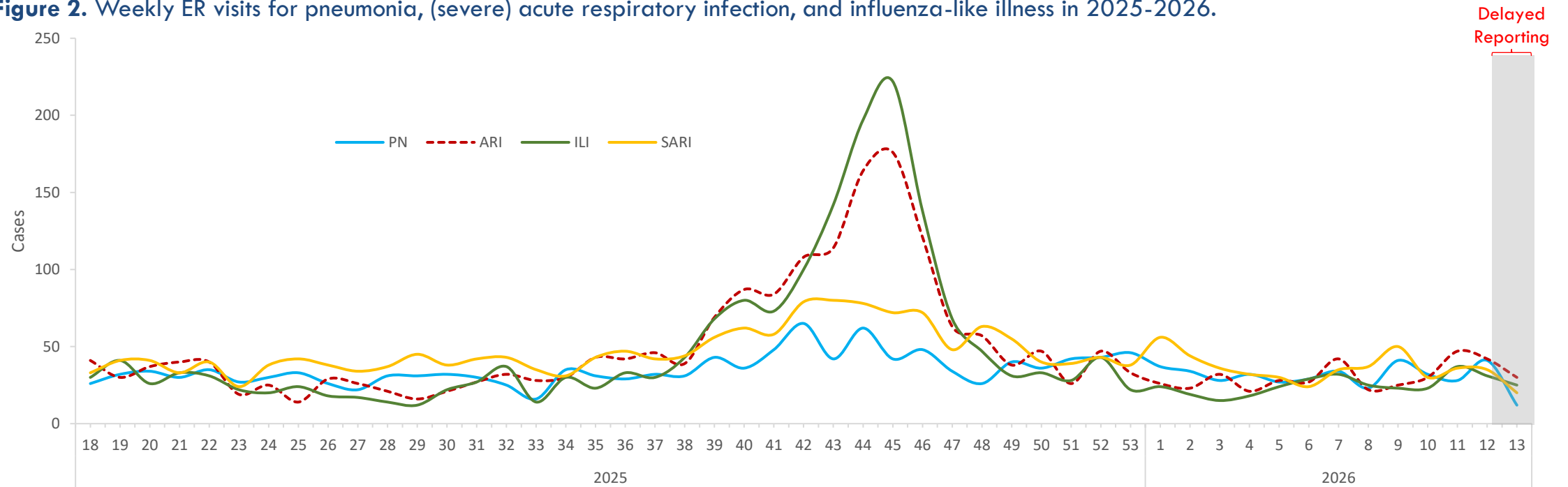


Influenza || Guam Syndromic Surveillance

KEY POINTS

- Pneumonia, severe-/acute respiratory infection, and influenza-like illness, encounters at the ER of GMHA and GRMC are represented in **Figure 2.**
- Weekly reports of PN, ARI, ILI, and SARI, continue to show a steady trend since late November 2025.

Figure 2. Weekly ER visits for pneumonia, (severe) acute respiratory infection, and influenza-like illness in 2025-2026.

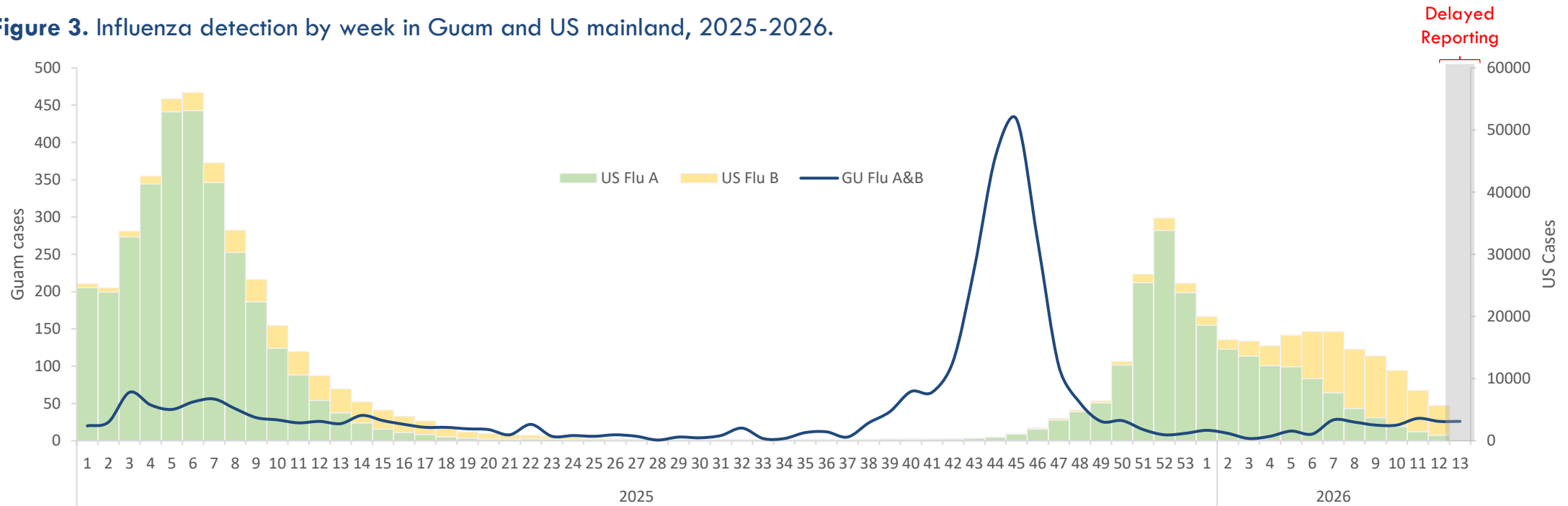


Influenza || Guam vs Nationwide comparison

KEY POINTS

- Influenza activity has shown a steady rise in Guam since the end of February 2026, indicated by the blue line in **Figure 3**.
- The mainland continues to see high incidence of influenza, with increased reports of *Influenza B/Vic*
- *Influenza A/H3N2* accounts for **88.4%** of all influenza subtyping performed for the mainland's current influenza season (*not illustrated*).
- However, in Week 12, *Influenza B* accounted for 53.8% of Influenza samples typed.

Figure 3. Influenza detection by week in Guam and US mainland, 2025-2026.

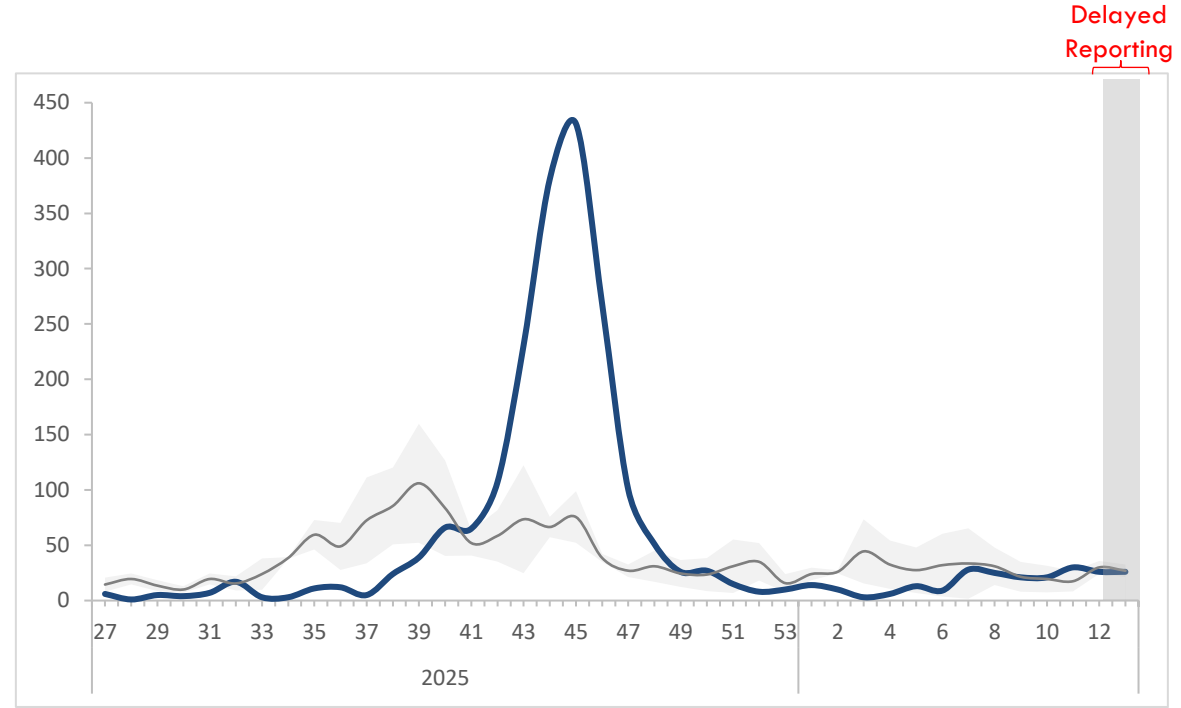
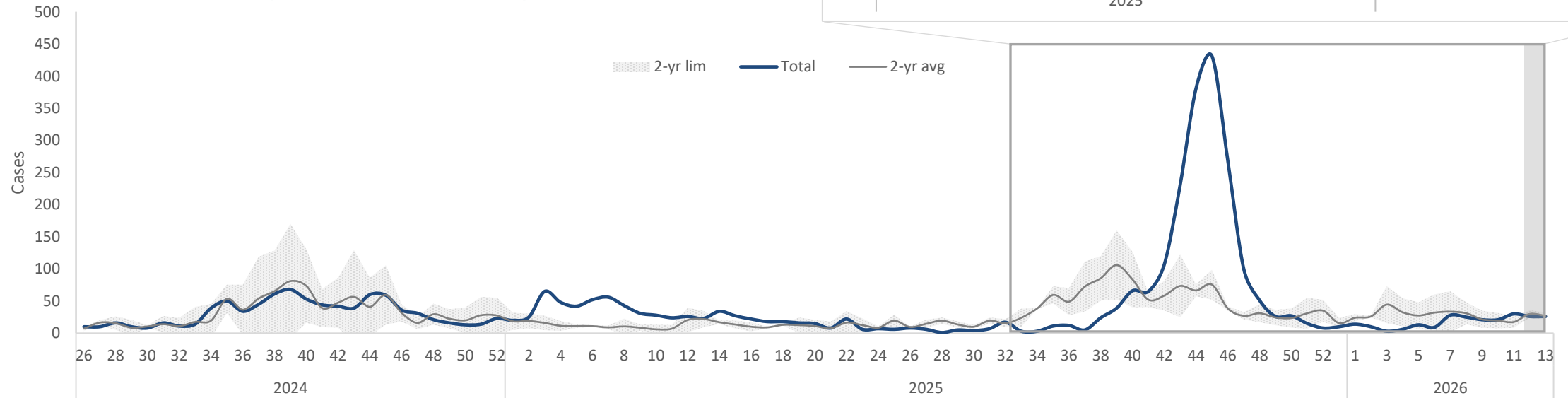


Influenza || Local trend

KEY POINTS

- **Figure 4³** represents all influenza cases by week in Guam from 2024-present, including the estimated projections.
- Although Influenza has demonstrated steady increase, case detection continues to fall within expected range.

Figure 4. Influenza detection by week in Guam, 2024-present.

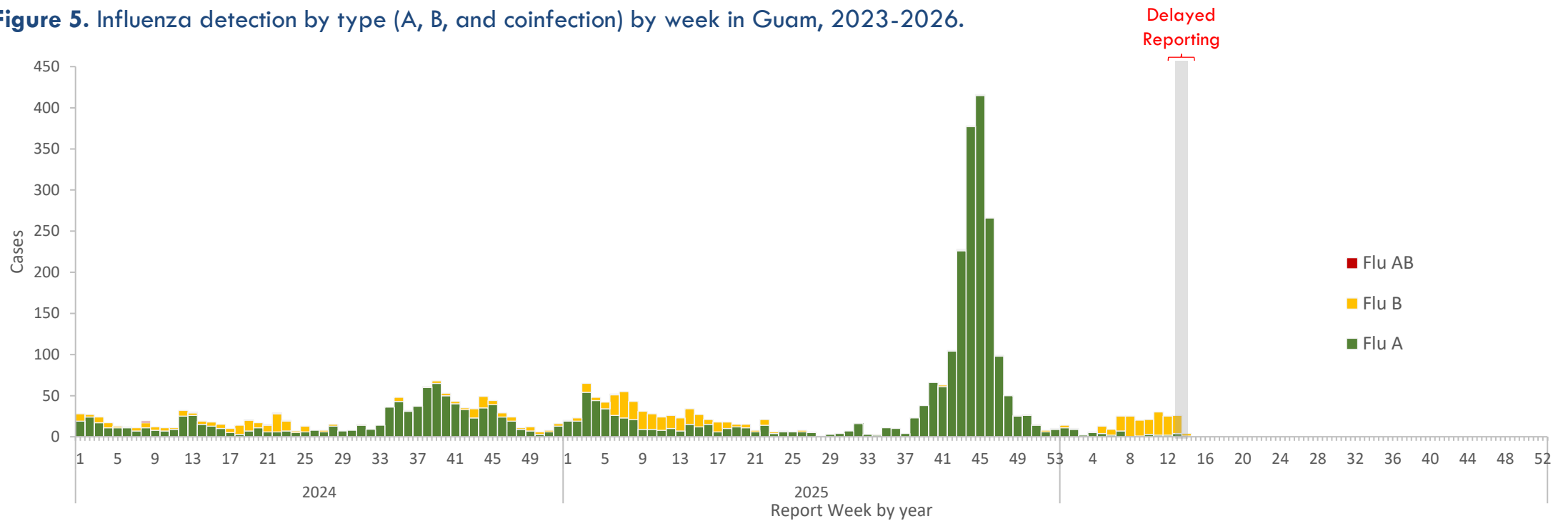


Influenza || Local trend (continued)

KEY POINTS

- Influenza B is the dominant influenza type in circulation (**Figure 5**).³

Figure 5. Influenza detection by type (A, B, and coinfection) by week in Guam, 2023-2026.



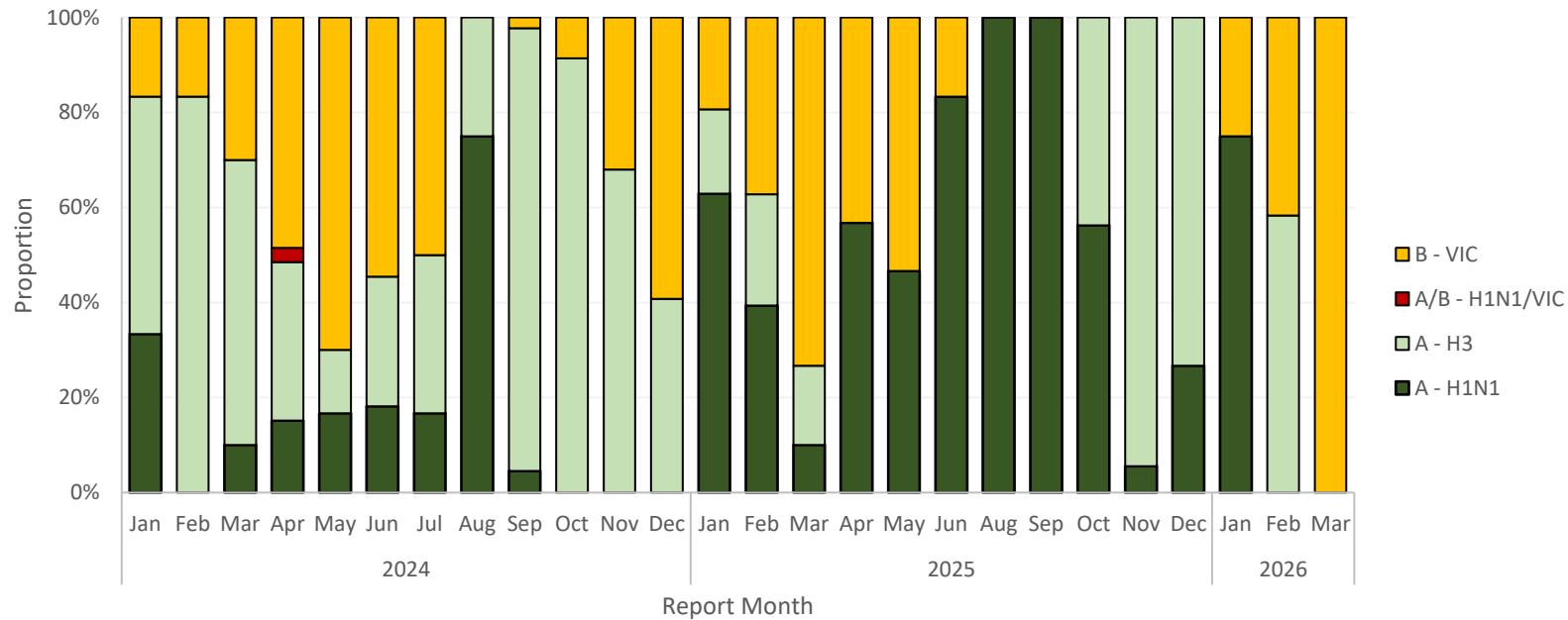
Influenza || Local trend (continued)

KEY POINTS

- Subtyping data for the month of February signaled a shift to H3 with increased detection of B/Vic.
- Subtyping data for the month of March, however, indicates a significant shift to B/Vic.
- Note, the figure below presents the date of subtype, not the date of sample collection. The number of samples subtyped for September 2024 are also small.

Figure 6. Proportion of influenza subtype by month in Guam, 2024-2025.

Providers are encouraged to submit influenza samples for further subtyping to Guam Public Health Laboratory



Influenza || Local trend (continued)

KEY POINTS

- Providers are encouraged to submit influenza samples for subtyping by Guam Public Health Laboratory (GPHL).
- GPHL continues to receive antigen characteristic results from the CDC, which determine whether circulating influenza strains in Guam are captured by the virus component used in the influenza vaccine formulations.
- To date, for 2025, GPHL received confirmation of **4** local influenza isolates antigenically characterized and confirmed for being antigenically related to A/WISCONSIN/67/2022-LIKE (H1N1)pdm09 virus.
 - This reference virus component is used in the 2024-2025 northern hemisphere and 2025 southern hemisphere cell-based influenza-vaccine formulations.⁵



Influenza || Local trend (continued)

KEY POINTS

- Majority of those reported with influenza consist of the school-age children (05 to 19 years) and those ages 20 to 54 years (**Figure 7**).³
- **Figure 8** further stratifies school-age children by class, highlighting the Kindergarten to elementary age children as most susceptible.
- New hospital admissions have been low in the past several weeks.

Figure 7. Proportion of age groups diagnosed with influenza in Guam, 2024-2026.

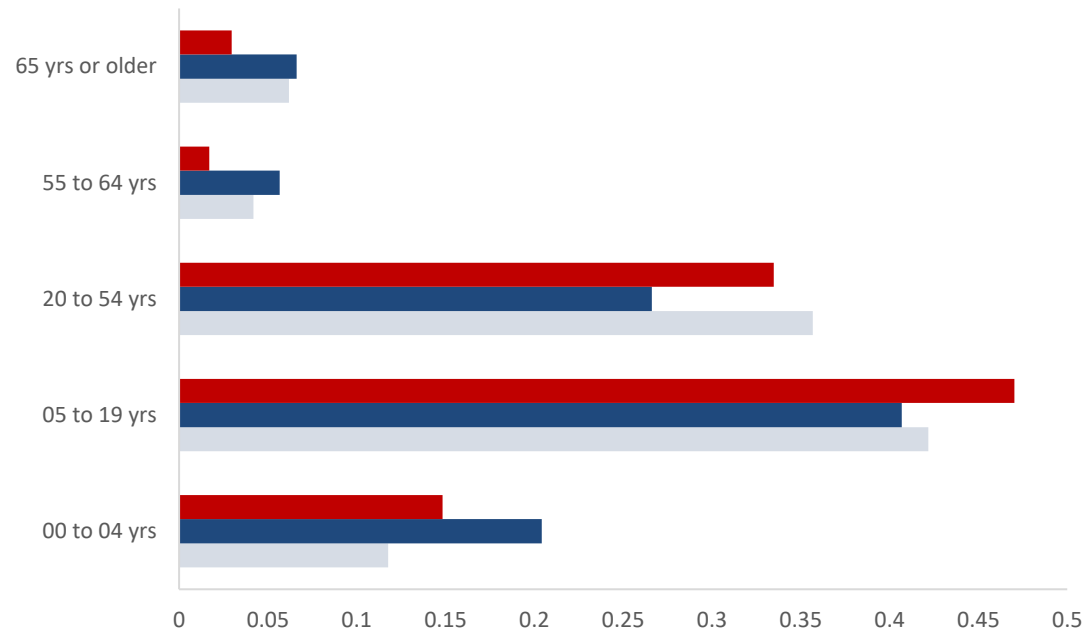
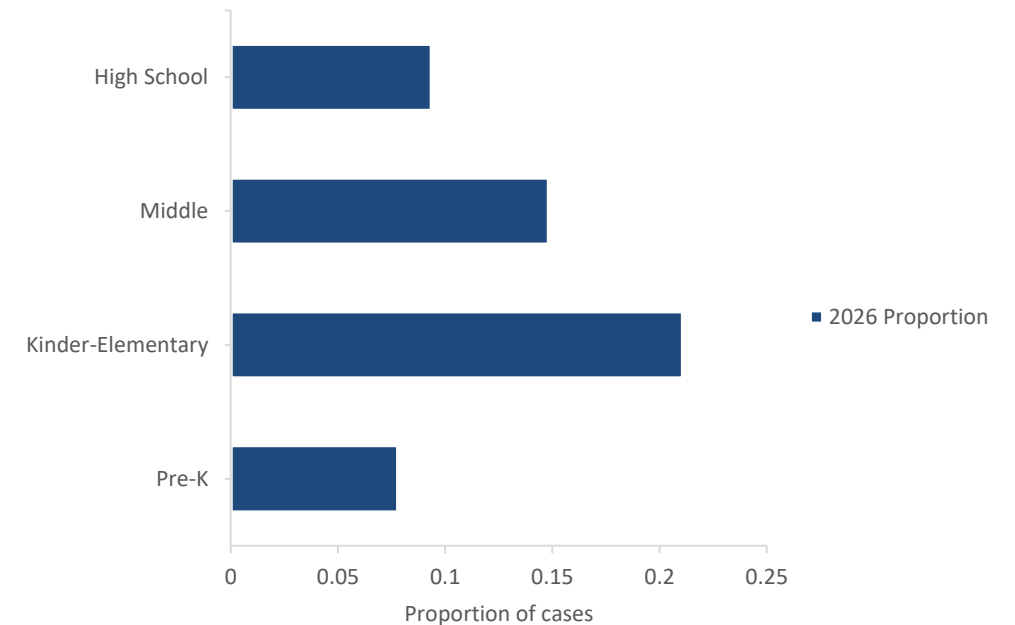


Figure 8. Proportion of school-age children diagnosed with influenza in Guam, by class, 2026.



Additional Information



Scan the QR Code to visit
the [Guam Communicable Disease Dashboard](#).



Surveillance data are compiled by one or more of the following members of the Surveillance team: Angelika Argao, Aaron Arizala.
Influenza viral characteristics are provided by one or more of the following Guam Public Health Laboratory team: Raven Aguon, Keno Hsueh, Michael O'Mallan, Alan Mallari, Anne Marie Santos.

