



# WEEKLY INFLUENZA EPIDEMIOLOGY REPORT

18 DECEMBER 2025

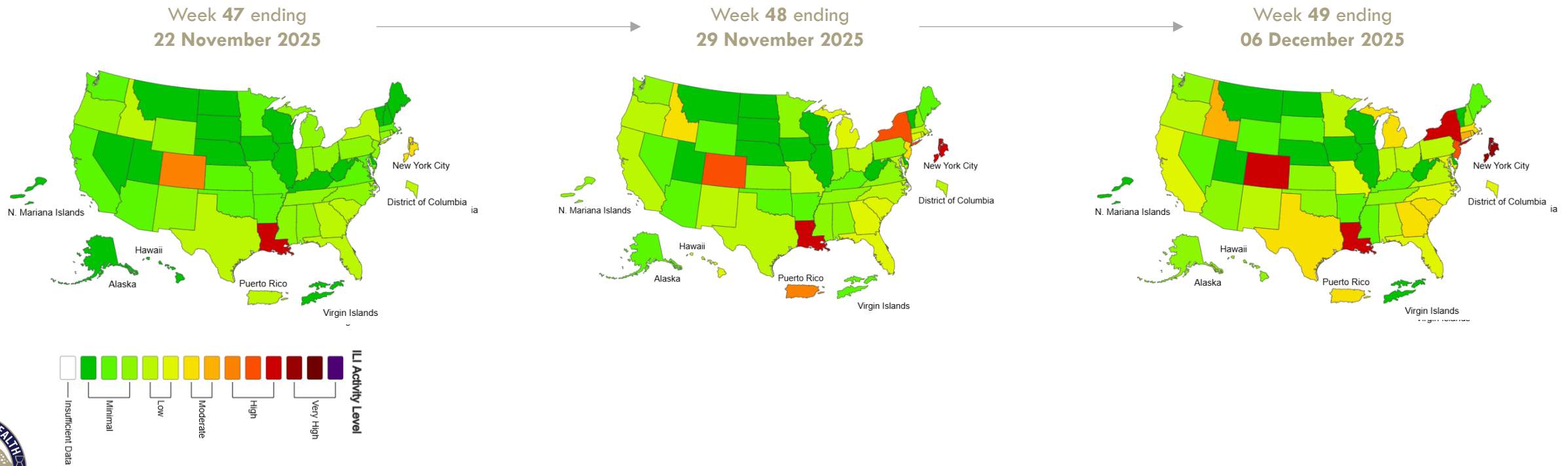


# Influenza || Nationwide ILI Situation

## KEY POINTS

- Jurisdictions nationwide continue to see increasing rates of influenza-like illness (ILI) activity (**Figure 1**).
- ILI-activity is affecting several states and large cities, including Louisiana with very high activity; Colorado, New York, and New York City, and Puerto Rico with high activity.

**Figure 1.** ILI activity map for MMWR weeks 47-49.<sup>1</sup>

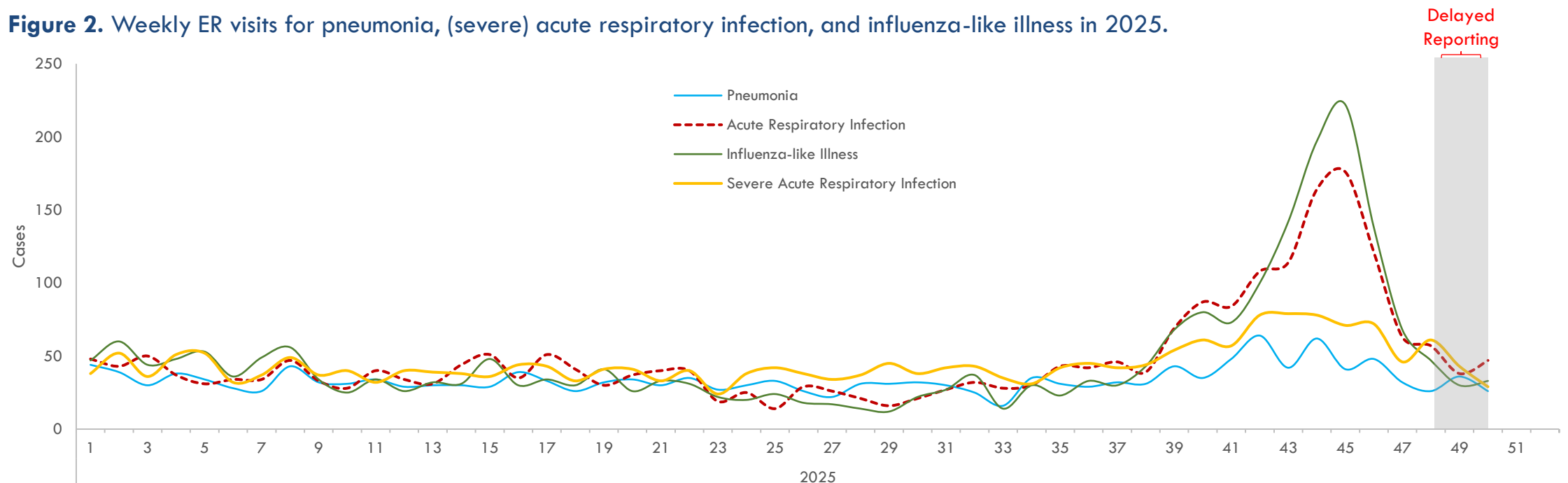


# Influenza || Guam Syndromic Surveillance

## KEY POINTS

- Pneumonia, severe-/acute respiratory infection, and influenza-like illness, encounters at the ER of GMHA and GRMC are represented in **Figure 2**.
- Weekly reports of each indicator have demonstrated a steady increase beginning mid-September, followed by a marked rise towards late-October.
- The most recent week was characterized by reduced visits to the ER for PN, S/ARI, and ILI, suggesting Guam is emerging from the worst of this season.

**Figure 2.** Weekly ER visits for pneumonia, (severe) acute respiratory infection, and influenza-like illness in 2025.

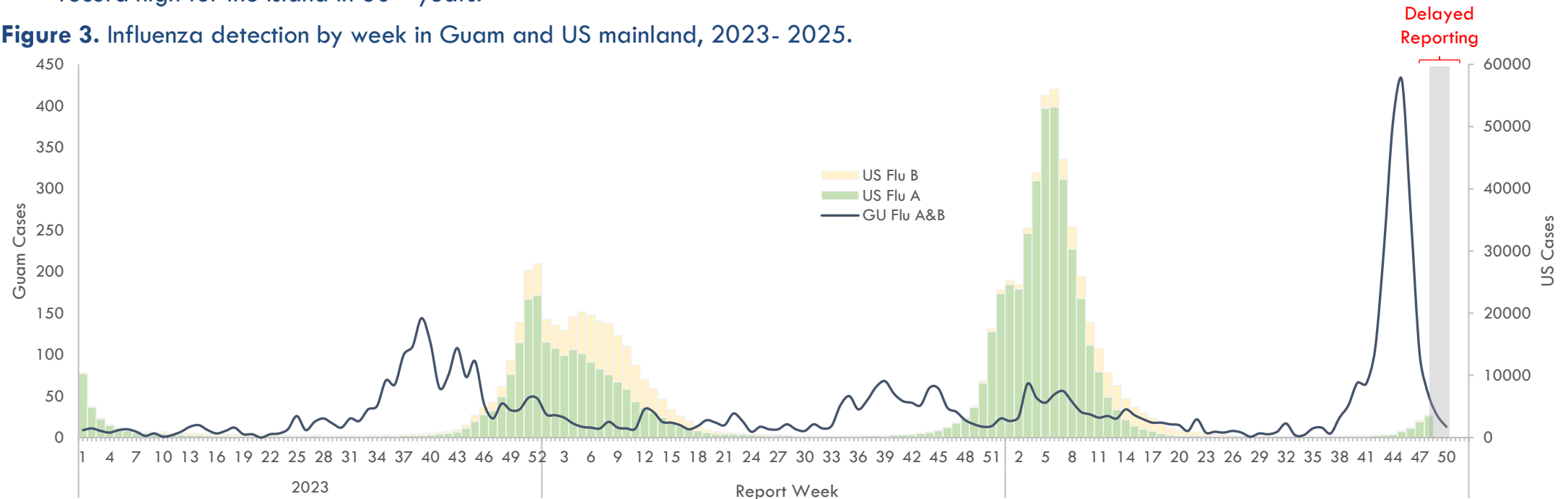


# Influenza || Guam vs Nationwide comparison

## KEY POINTS

- Guam has detected a sharp increase in influenza reports for the month of October, with **107** cases in week ending October 18, **230** cases reported in week ending October 25, and **381** cases in week ending November 01.
- Guam’s peak week (week ending Nov 08) of **431** cases marked a record high for the island in 30+ years.
- Recent data illustrates emergence from the worst of this season, as rates case detections continue to decelerate, with only **13** cases reported week ending December 13.
- Conversely, the mainland US has entered its influenza season.

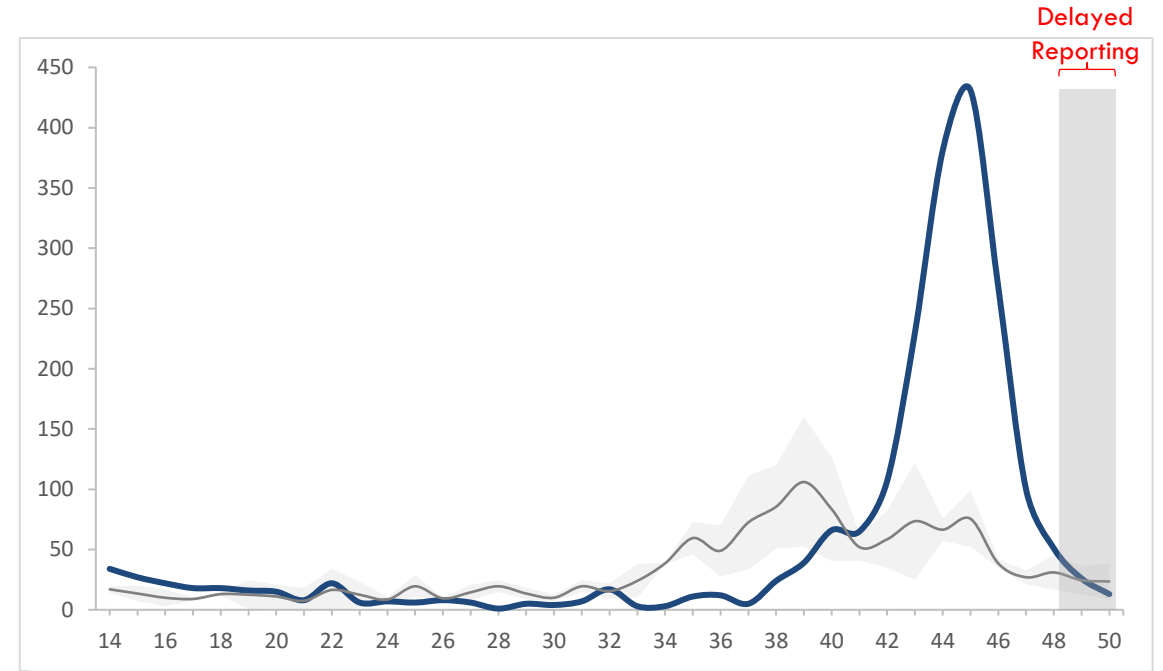
**Figure 3.** Influenza detection by week in Guam and US mainland, 2023- 2025.



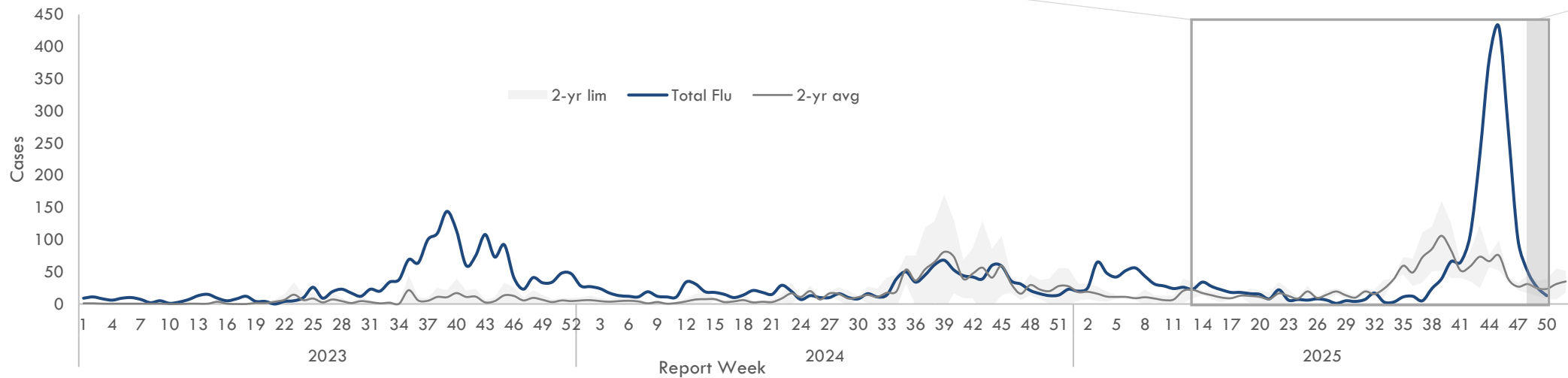
# Influenza || Local trend

## KEY POINTS

- **Figure 4<sup>3</sup>** represents all influenza cases by week in Guam from 2023-present, including the 2yr average and bounds.
- As illustrated, this recent surge of influenza occurred much later than what has been observed in previous years.
- Clear indication of waning has been reached.



**Figure 4.** Influenza detection by week in Guam, 2023-2025.

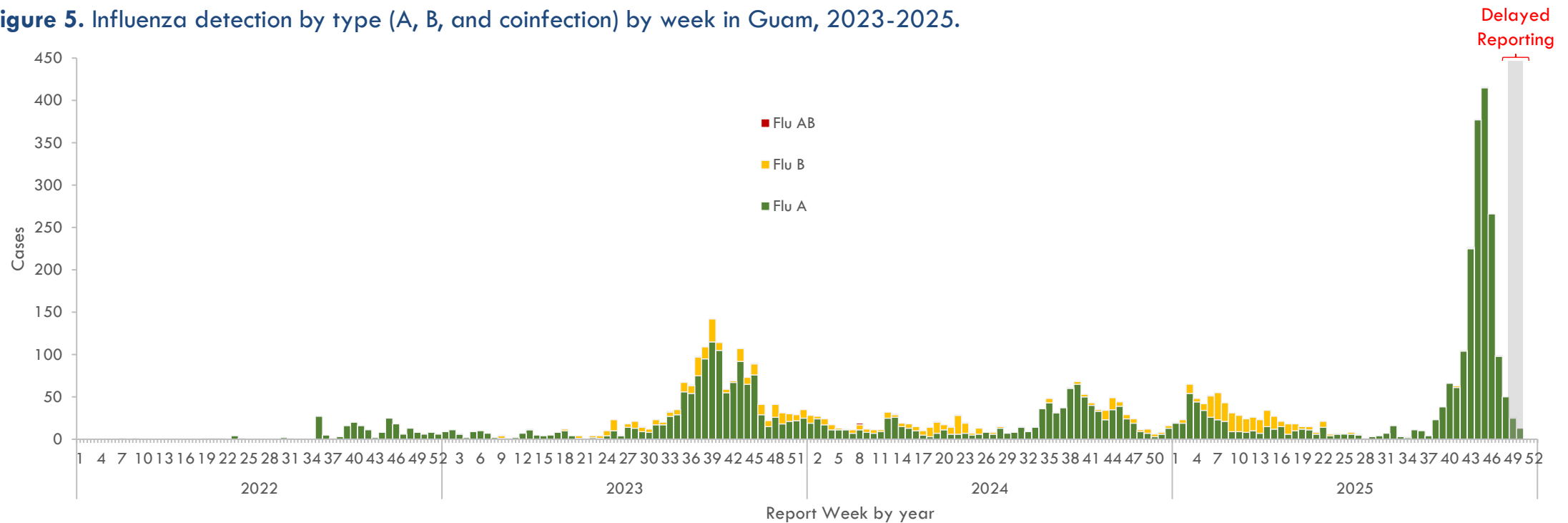


# Influenza || Local trend (continued)

## KEY POINTS

- Influenza A continues to make up the majority influenza type in circulation (**Figure 5**).<sup>3</sup>
- Preliminary wastewater surveillance data for Guam also provides supporting evidence that Influenza A is the dominant type observed in the community. Influenza B has not been detected via wastewater in the past 3 months.

**Figure 5.** Influenza detection by type (A, B, and coinfection) by week in Guam, 2023-2025.



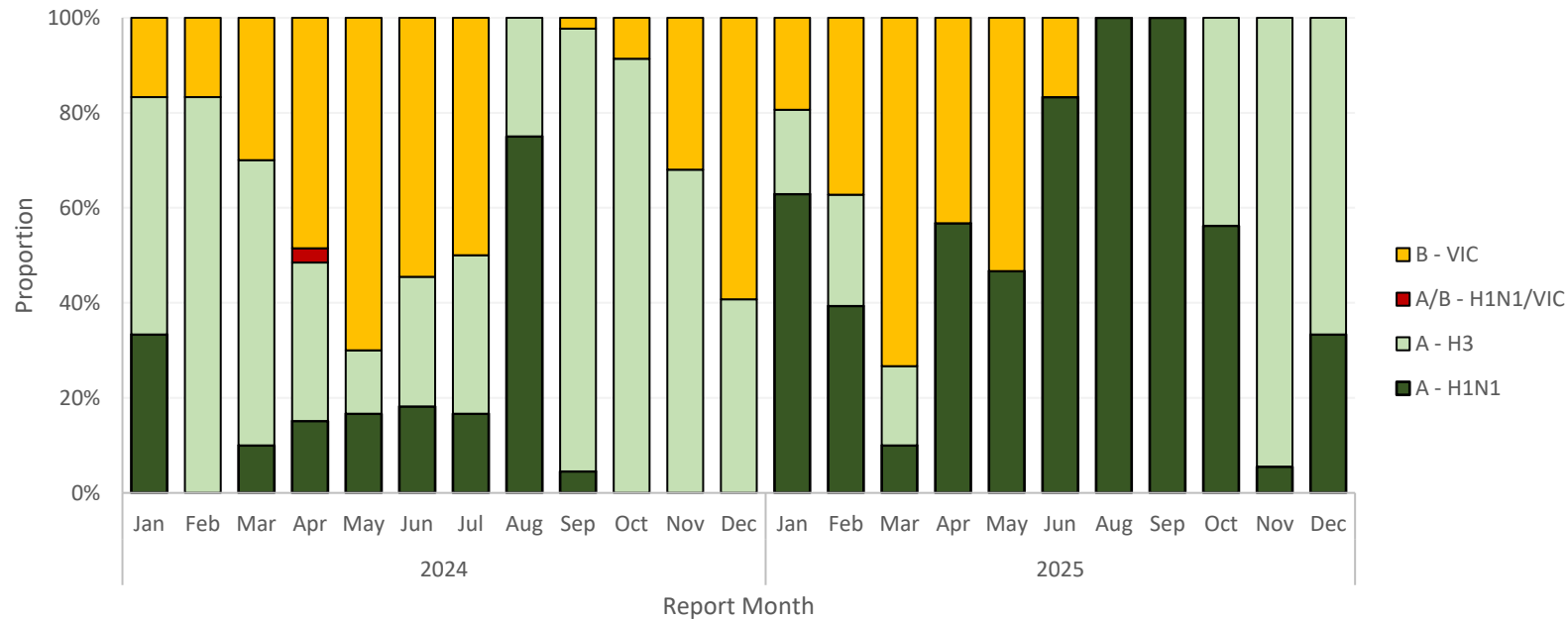
# Influenza || Local trend (continued)

## KEY POINTS

- There has been a significant shift in subtype from October to November, with Influenza A/H3 now being the dominant subtype detected in Guam, confirming what has been detected in wastewater surveillance data.
- This now agrees with what has been reported in October and November 2024, with the dominant subtype being H3.
- Subtyping data for the month of December is characteristic of a 50/50 circulation of H1N1pdm09 and H3.
- Note, the figure below presents the date of subtype, not the date of sample collection. The number of samples subtyped for September 2024 are also small.

**Figure 6.** Proportion of influenza subtype by month in Guam, 2024-2025.

Providers are encouraged to submit influenza samples for further subtyping to Guam Public Health Laboratory



# Influenza || Local trend (continued)

## KEY POINTS

- Providers are encouraged to submit influenza samples for subtyping by Guam Public Health Laboratory (GPHL).
- GPHL continues to receive antigen characteristic results from the CDC, which determine whether circulating influenza strains in Guam are captured by the virus component used in the influenza vaccine formulations.
- To date, for 2025, GPHL received confirmation of **4** local influenza isolates antigenically characterized and confirmed for being antigenically related to A/WISCONSIN/67/2022-LIKE (H1N1)pdm09 virus.
  - This reference virus component is used in the 2024-2025 northern hemisphere and 2025 southern hemisphere cell-based influenza-vaccine formulations.<sup>5</sup>

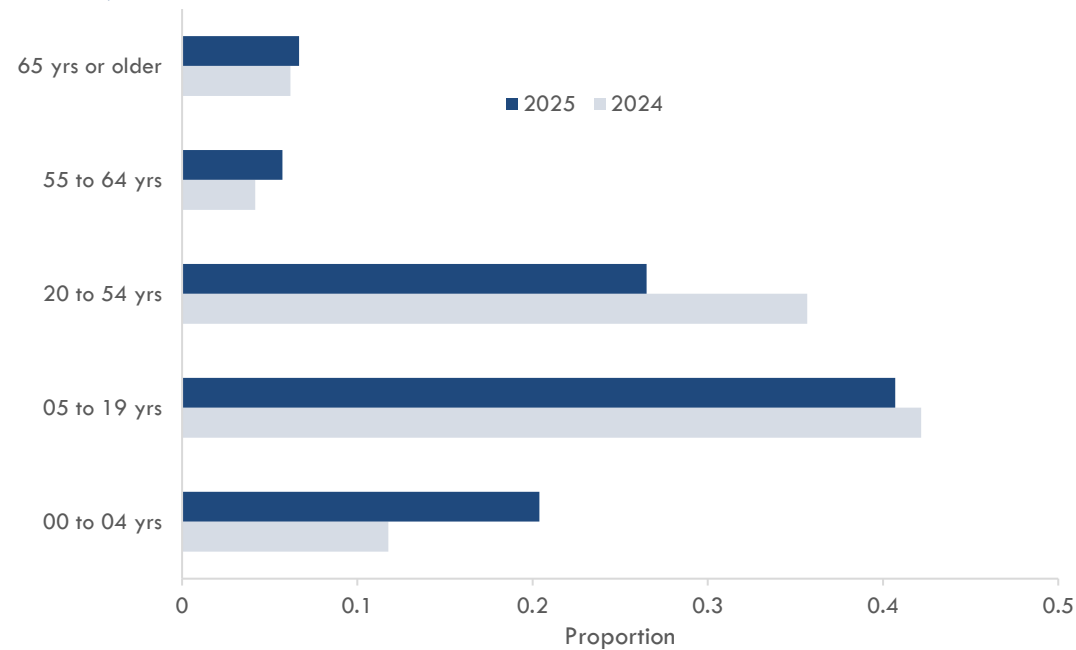


# Influenza || Local trend (continued)

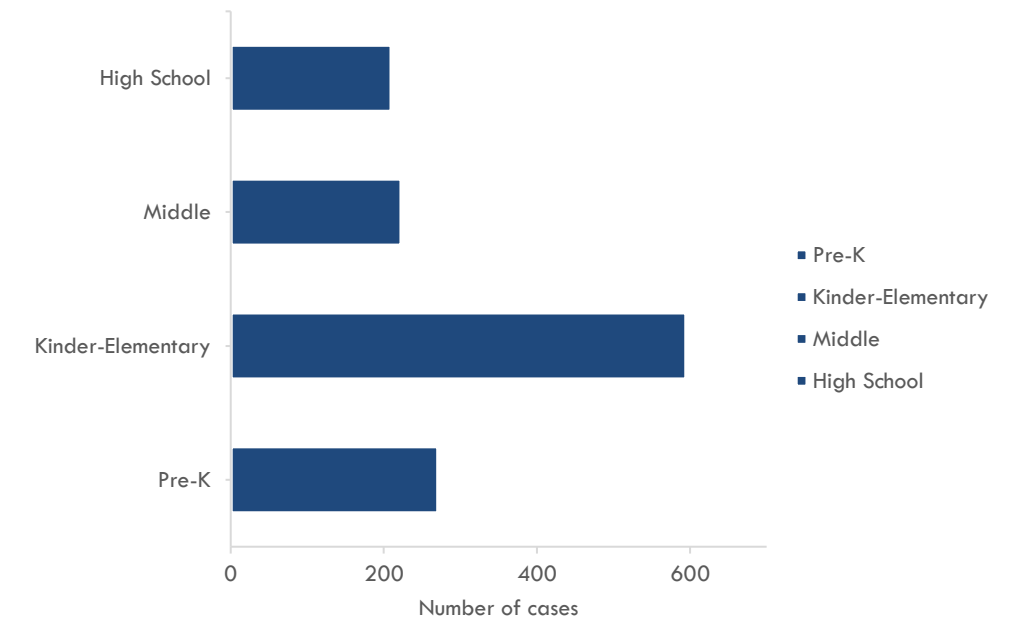
## KEY POINTS

- Majority of those reported with influenza consist of the school-age children (05 to 19 years) and those ages 20 to 54 years) (**Figure 7**).<sup>3</sup>
- The proportion of age groups remains relatively consistent between 2024 and 2025.
- **Figure 8** further stratifies school-age children by class, highlighting the Kindergarten to elementary age children as most susceptible.
- New hospital admissions have recently declined.

**Figure 7.** Proportion of age groups diagnosed with influenza in Guam, 2024 and 2025.



**Figure 8.** Number of school-age children diagnosed with influenza in Guam, by class, 2025.



# Additional Information



Scan the QR Code to visit  
the [Guam Communicable Disease Dashboard](#).

For additional information or for general inquiries, please  
contact [dphss.surveillance@dphss.guam.gov](mailto:dphss.surveillance@dphss.guam.gov).



Surveillance data are compiled by one or more of the following members of the Surveillance team: Angelika Argao, Aaron Arizala.  
Influenza viral characteristics are provided by one or more of the following Guam Public Health Laboratory team: Raven Aguon, Keno Hsueh, Michael O'Mallan, Alan Mallari, Anne Marie Santos.

