



# BI-WEEKLY INFLUENZA EPIDEMIOLOGY REPORT

24 JULY 2025

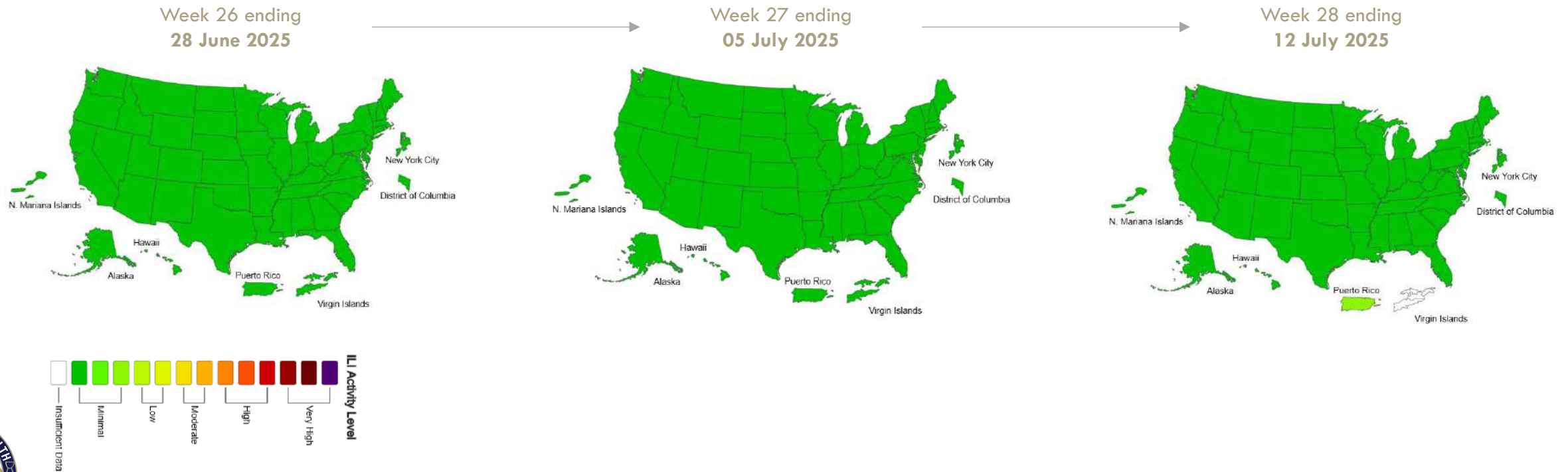


# Influenza || Nationwide ILI Situation

## KEY POINTS

- Jurisdictions nationwide continue to report very minimal influenza-like illness (ILI) activity as of 05 July 2025 (Figure 1).
- The low activity has remained consistent since the first week of June 2025.

**Figure 1.** ILI activity map for MMWR weeks 25-27.<sup>1</sup>

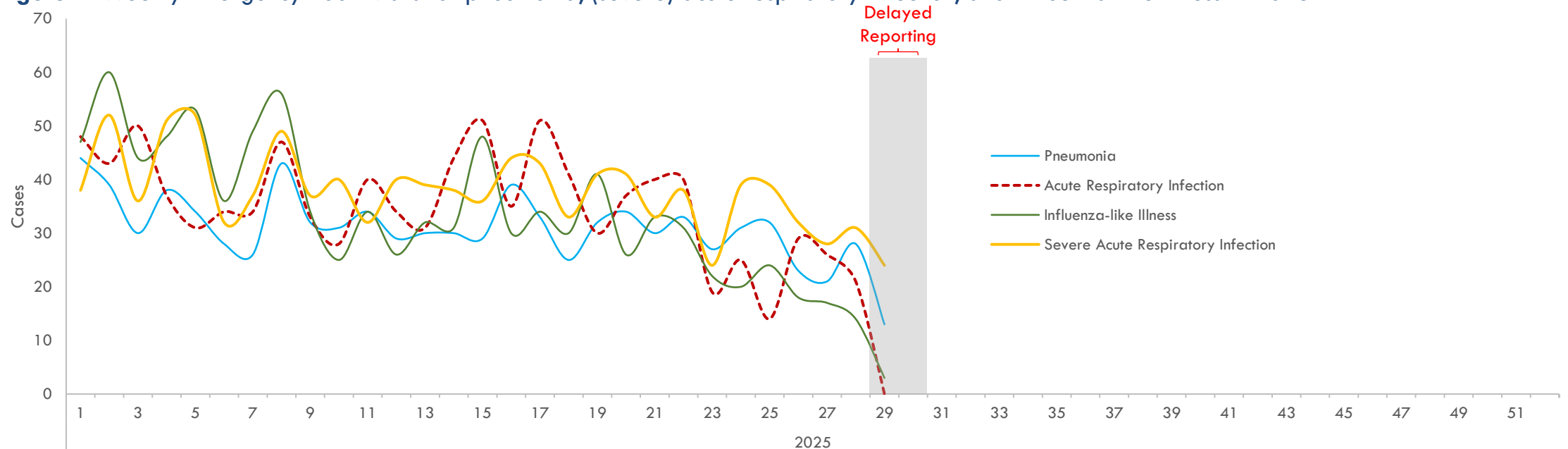


# Influenza || Guam Syndromic Surveillance

## KEY POINTS

- Pneumonia (PN), severe-/acute respiratory infection (S-/ARI) , and influenza-like illness (ILI), **Figure 2**, are syndromic surveillance indicators that provide an early warning signal for potential viral respiratory illness epidemics (e.g., COVID-19, Influenza, RSV).
- **Figure 2** illustrates encounters at the emergency rooms of GMHA and GRMC.
- As seen in **Figure 2**, weekly reports of each indicator have remained consistent throughout 2025, and has demonstrated a downward trend reports in the past several weeks.

**Figure 2.** Weekly Emergency Room visits for pneumonia, (severe) acute respiratory infection, and influenza-like illness in 2025.

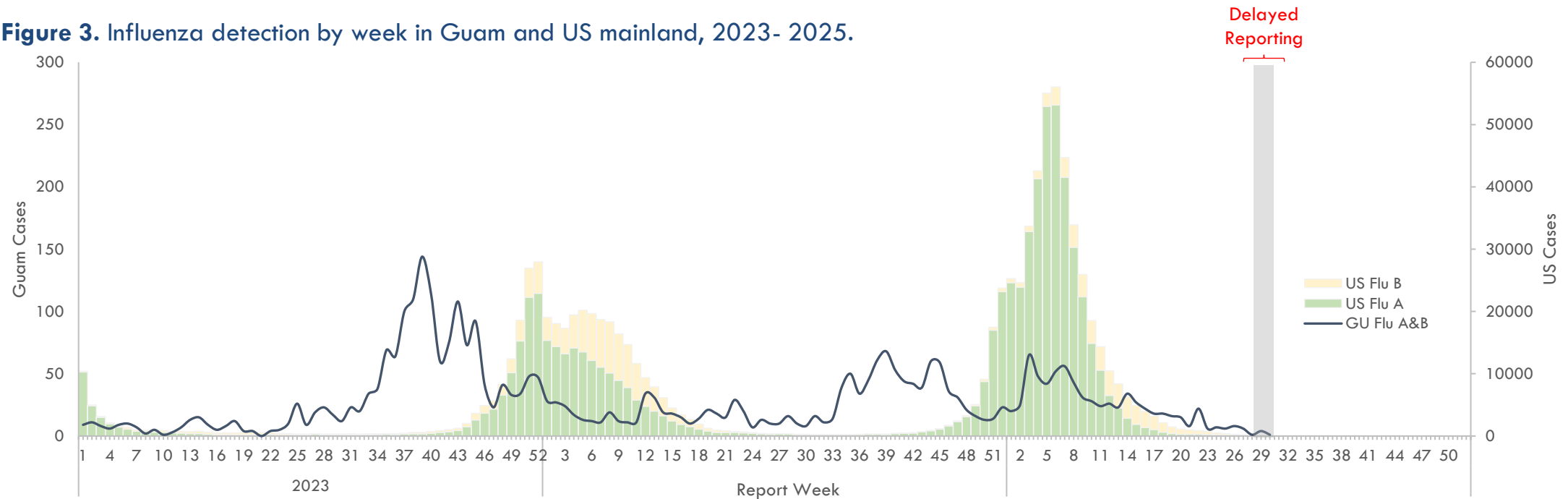


# Influenza || Guam vs Nationwide comparison

## KEY POINTS

- Guam's influenza season precedes the mainland US (**Figure 3**)<sup>2-3</sup>, however, early 2025 demonstrated a degree of agreement in trends.
- The US mainland has demonstrably emerged from its influenza season.
- However, as seen in **Figure 3**, Guam continues to detect influenza cases, with a notable increase in the past 2 weeks.
- Despite this increase, this trend aligns with what has been observed historically, falling well within the expected range (**Figure 4**).

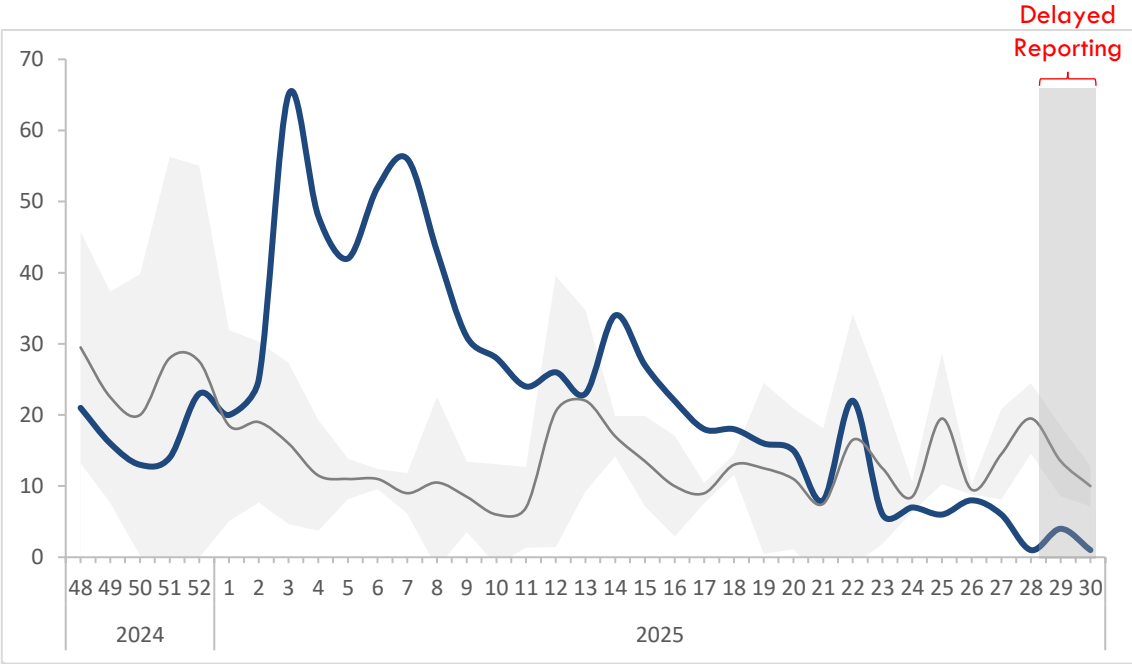
**Figure 3.** Influenza detection by week in Guam and US mainland, 2023- 2025.



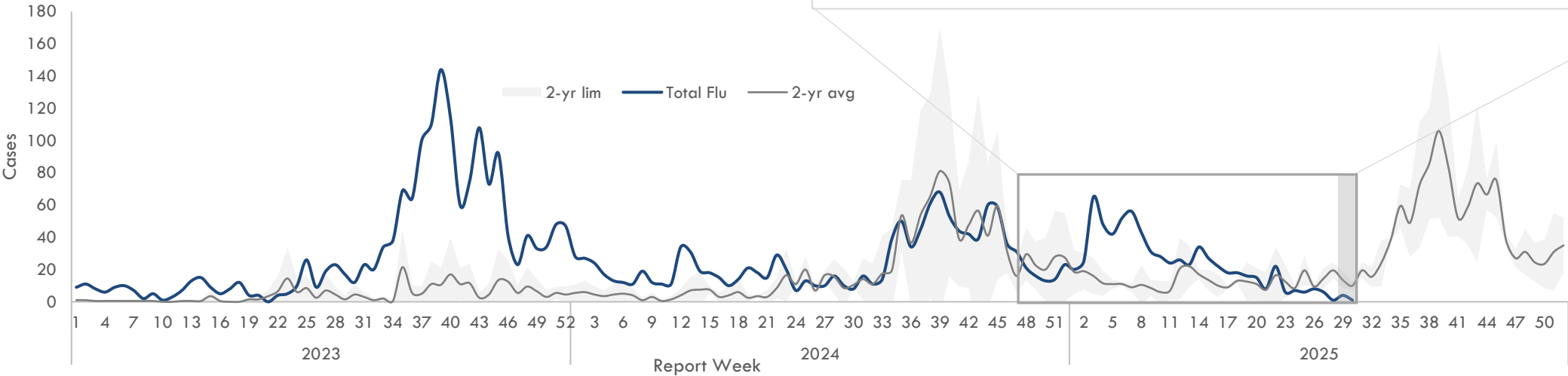
# Influenza || Local trend

**KEY POINTS**

- **Figure 4<sup>3</sup>** represents all influenza cases by week in Guam from 2023-present, including the 2yr average and bounds.
- Influenza case detection continues to align with the 2yr average.
- From Week 23-30 (June 01-July 05), the number of influenza reports remained below expectations and continue to remain low.



**Figure 4.** Influenza detection by week in Guam, 2023-2025.

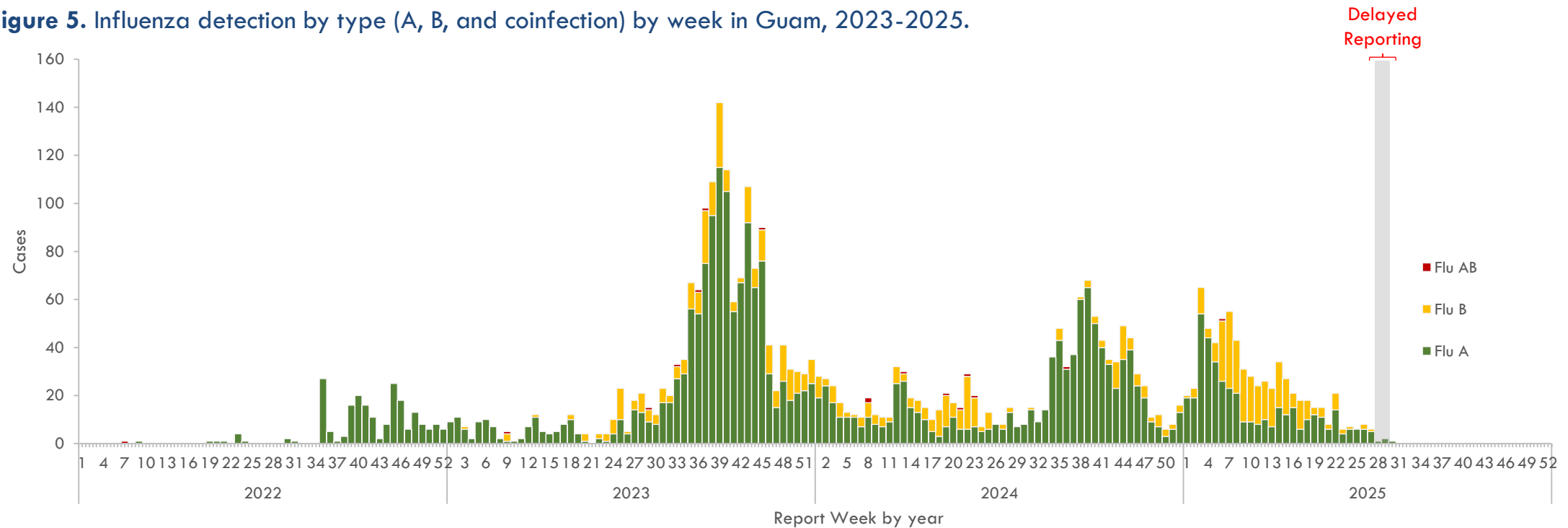


# Influenza || Local trend (continued)

## KEY POINTS

- Influenza A continues to make up the majority influenza type in circulation (**Figure 5**).<sup>3</sup>
- Preliminary wastewater surveillance data for Guam also provides supporting evidence that influenza A is the dominant type observed in the community.
- Because Influenza B detection is typically observed around this time, it is anticipated that there would be a shift from Influenza A to B in the coming weeks.

**Figure 5.** Influenza detection by type (A, B, and coinfection) by week in Guam, 2023-2025.

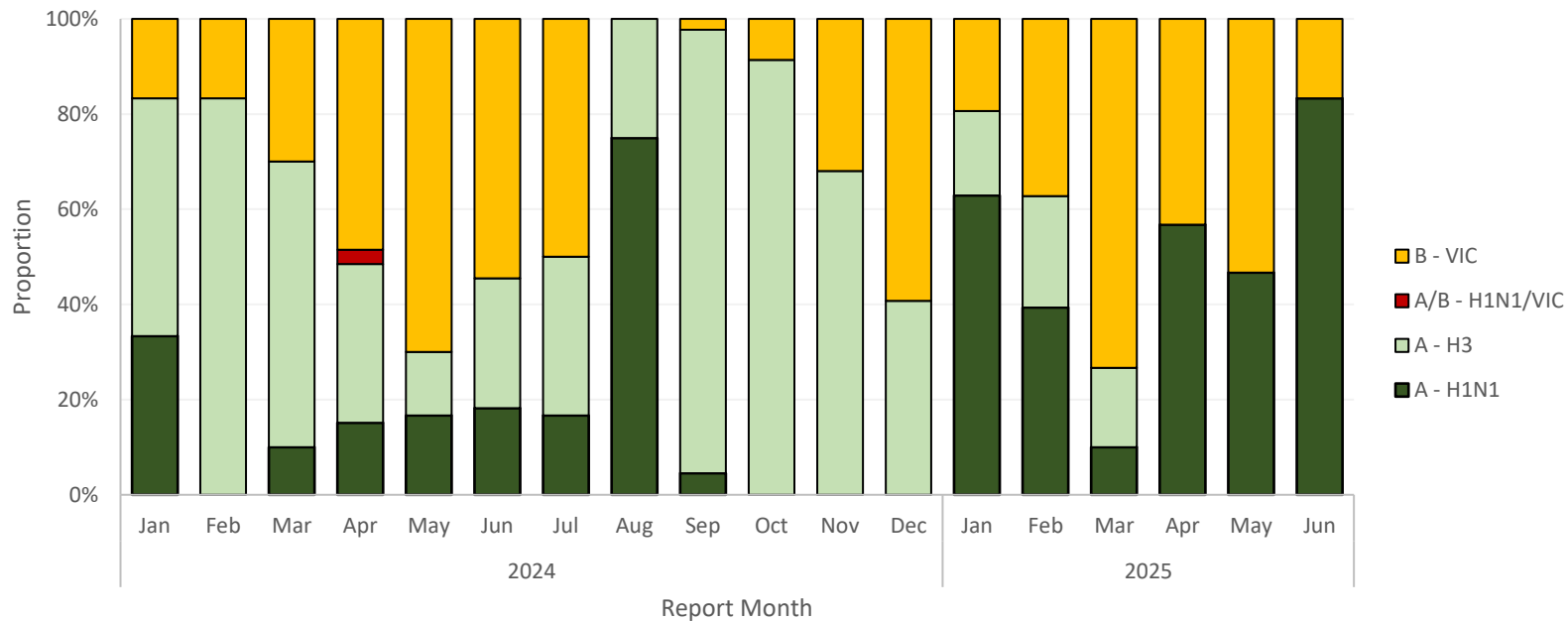


# Influenza || Local trend (continued)

## KEY POINTS

- In June 2025, Influenza A/H1N1 remained the dominant subtype detected in Guam.
- This is in contrast to what has been detected in Juen of 2024, when the predominant subtype was B/Victoria.
- *Note, the figure below presents the date of subtype, not the date of sample collection.*

**Figure 6.** Proportion of influenza subtype by month in Guam, 2024-2025.



Providers are encouraged to submit influenza samples for further subtyping to Guam Public Health Laboratory



# Influenza || Local trend (continued)

## KEY POINTS

- Providers are encouraged to submit influenza samples for subtyping by Guam Public Health Laboratory (GPHL).
- GPHL continues to receive antigen characteristic results from the CDC, which determine whether circulating influenza strains in Guam are captured by the virus component used in the influenza vaccine formulations.
- To date, for 2025, GPHL received confirmation of **4** local influenza isolates antigenically characterized and confirmed for being antigenically related to A/WISCONSIN/67/2022-LIKE (H1N1)pdm09 virus.
  - This reference virus component is used in the 2024-2025 northern hemisphere and 2025 southern hemisphere cell-based influenza-vaccine formulations.<sup>5</sup>



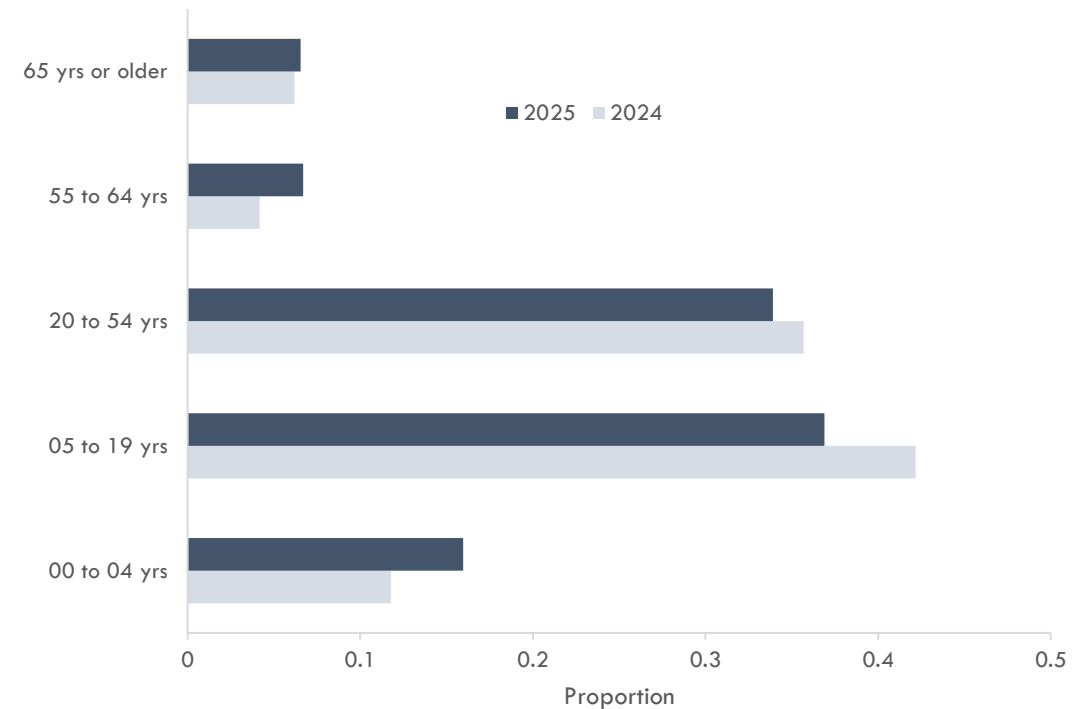


# Influenza || Local trend (continued)

## KEY POINTS

- Majority of those reported with influenza consist of the school-age children (05 to 19 years) and those ages 19 to 54 years) (**Figure 7**).<sup>3</sup>
- The proportion of age groups remains relatively consistent between 2024 and 2025.
- Hospitalizations associated with influenza continue to remain minimal based off on NHSN hospital respiratory data reporting.

**Figure 7.** Proportion of age groups diagnosed with influenza in Guam, 2024 and 2025.



# Additional Information



Scan the QR Code to visit  
the [Guam Communicable Disease Dashboard](#).

For additional information or for general inquiries, please  
contact [dphss.surveillance@dphss.guam.gov](mailto:dphss.surveillance@dphss.guam.gov).



Surveillance data are compiled by one or more of the following members of the Surveillance team: Angelika Argao, Aaron Arizala.  
Influenza viral characteristics are provided by one or more of the following Guam Public Health Laboratory team: Raven Aguon, Keno Hsueh, Michael O'Mallan, Alan Mallari, Anne Marie Santos.

